

# NBHCA Academic Honors and Awards



- \*North Bay Haven Elementary honored as a K-5 STEAM and Project Lead the Way School 2018-19
- \*North Bay Haven Elementary “A” rated school by FLDOE 2018-2019
- \*North Bay Haven Elementary recognized by FLDOE as a “School of Excellence” 2018-19
- \*North Bay Haven Middle School recognized by FLDOE as a “School of Excellence” 2018-19
- \*North Bay Haven Middle School “A” rated school by FLDOE 2018-19
- \*North Bay Haven High School rated as one of “America's Best High Schools and #1 HS in Bay County by US World & News 2018-19
- \*North Bay Haven High School rated one of “America’s Best STEM Schools” by Newsweek Magazine 2018-19
- \*North Bay Haven High School “A” rated school by FLDOE 2018-19 and #1 in Bay County
- \*North Bay Haven High School “Envirothon Team” Florida State Champions 2018-19
- \*North Bay Haven High School First Graduating Class Bay County History AP Capstone Program 2018-19
- \*North Bay Haven High School recognized by FLDOE as a “School of Excellence” 2018-19

## State/National Assessment Data Overview 2018-19



### 3<sup>rd</sup>-10<sup>th</sup> Grade FSA Data

Grade	NBH Proficiency % 18-19'	NBH Proficiency % 17-18'	State Average 18-19'	NBH Proficiency % 16-17'	NBH Proficiency % 15-16'	NBH Proficiency 14-15'
<b>Reading</b>						
3 <sup>rd</sup>	82%	76%	57%	70%	70%	74%
4 <sup>th</sup>	74%	65%	56%	65%	72%	68%
5 <sup>th</sup>	74%	53%	55%	74%	67%	67%
6 <sup>th</sup>	67%	72%	55%	71%	65%	66%
7 <sup>th</sup>	73%	65%	51%	61%	66%	61%
8 <sup>th</sup>	69%	69%	58%	69%	59%	75%
<b>Math</b>						
3 <sup>rd</sup>	93%	86%	62%	80%	77%	80%
4 <sup>th</sup>	80%	80%	62%	89%	90%	78%
5 <sup>th</sup>	67%	63%	61%	80%	56%	68%
6 <sup>th</sup>	83%	80%	52%	74%	71%	70%
7 <sup>th</sup>	80%	76%	54%	64%	73%	64%
8 <sup>th</sup>	72%	76%	45%	71%	53%	75%
<b>Science</b>						
5 <sup>th</sup>	61%	53%	55%	64%	61%	62%
8 <sup>th</sup>	64%	58%	50%	62%	56%	58%
<b>HS Reading</b>						
9 <sup>th</sup>	73%	76%	53%	67%	75%	
10 <sup>th</sup>	75%	72%	53%	71%	59%	

## FL DOE School Grade Data

A- 62%-100%    B- 54%-61%    C- 41%-53%    D- 32%- 40%    F- 0%-31%

School / Year/ Item TP Needed for A or B	ELA ACH	ELA LG	ELA LG L- 25%	Math ACH	Math LG	Math L-25%	Science ACH	SS ACH	MS Acc.	Grad Rate	HS CCRA	TP/ ( % of Points Earned) Grade
<b>NBHE 18-19</b>	77	73	59	79	62	34	60	n/a	n/a	n/a	n/a	444 63% <b>A</b>
NBHE 2017-18	65	52	35	76	56	38	54	n/a	n/a	n/a	n/a	376 54% <b>B</b>
NBHE 2016-17	70	63	51	83	68	69	65	n/a	n/a	n/a	n/a	469 67% <b>A</b>
NBHE 2015-16	70	55	52	74	61	45	61	n/a	n/a	n/a	n/a	418 (60%) <b>B</b>
<b>NBH MS 2018-19</b>	72	65	57	84	57	64	64	85	58	n/a	n/a	606 67% <b>A</b>
NBH MS 2017-18	70	58	43	80	72	67	58	86	58	n/a	n/a	592 66% <b>A</b>
NBH MS 2016-17	67	65	46	75	68	70	63	86	51	n/a	n/a	591 66% <b>A</b>
NBH MS 2015-2016	64	55	44	73	62	55	56	88	51	n/a	n/a	548 61% <b>B</b>
<b>NBH HS 18-19*</b>	75	60	42	96	76	90	89	87	n/a	94	76	785 79% <b>A</b>
NBH HS 17-18	74	59	47	94	89	93	87	79	n/a	97	77	796 80% <b>A</b>
NBH HS 16-17	69	55	44	94	74	88	84	88	n/a	92	71	759 76% <b>A</b>
NBH HS 2015-16	68	54	39	90	72	82	87	85	n/a	90	72	739 74% <b>A</b>





## High School EOC Data



EOC	NBH Pass Rate 18-19'	State Pass Rate 18-19'	NBH Pass Rate 17-18'	State Rate 17-18'	NBH Pass Rate 16-17'	NBH Pass Rate 15-16'	NBH Pass Rate 14-15'	NBH Pass Rate 13-14'
Civics	85%		86%	71%	86%	87%	83%	80%
Alg 1 MS	99%		93%	91%	100	96%	93%	*
Geo MS	100%		100%	97%	100	*	*	*
Biology W	91%	*	84%	*	91	93%	89%	77%
Biology S	88%		87%	65%	81	81%	84%	81%
US His W	85%	*	79%	*	92	93%	64%	85%
US His S	90%		78%	68%	85	95%	62%	89%
Alg 1 W	87%	*	96%	*	100%	88%	*	*
Alg 1 S	97%		93%	31%	90	97%	92%	95%
Geo W	88%	*	92%	*	95	80%	*	90*
Geo S	95%		95%	37%	92	89%	93%	86%
Alg 2 W	*	*	*	*	97	79%	*	*
Alg 2 S	*	*	*	*	100	98%	76*	*

## High School AP Pass Rates

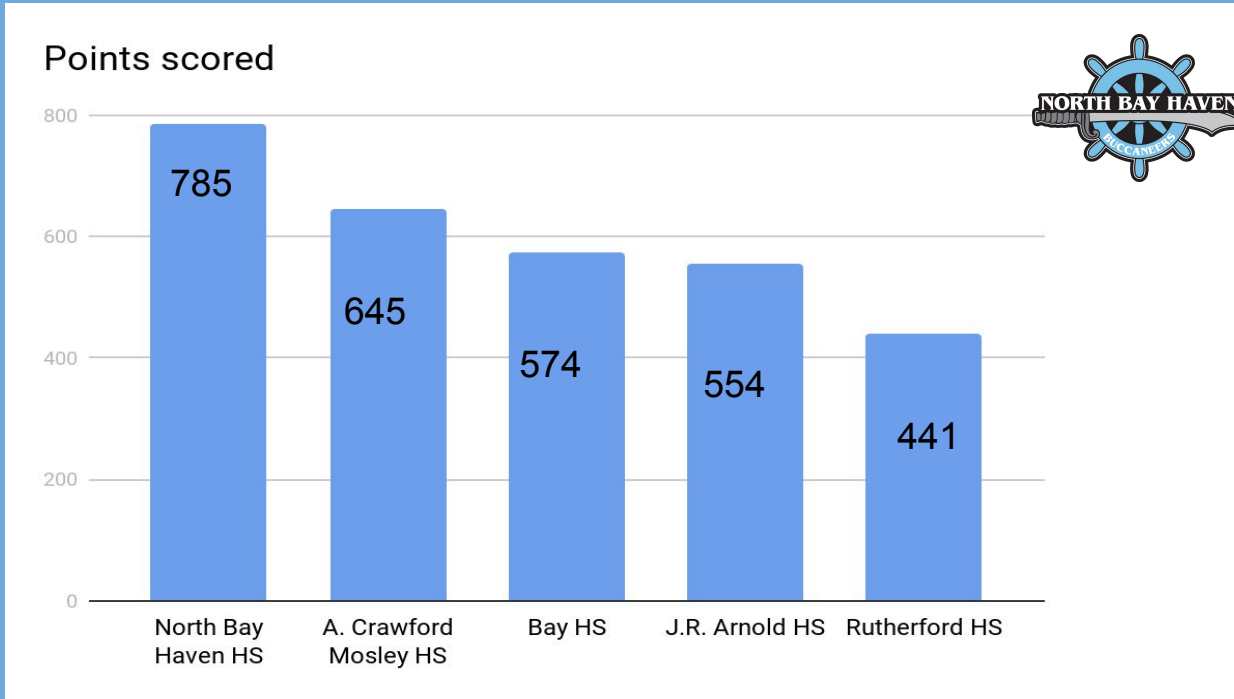
(Number of Students Earning a 3+ of those Tested)

AP Course	NBH Pass Rate 18-19"	National Pass Rate 18-19	NBH Pass Rate 17-18'	FL Pass Rate 17-18'	NBH Pass Rate 16-17'	NBH Pass Rate 15-16'	NBH Pass Rate 14-15'
Biology	93.3%	64.7%	15/31 48%	61.5%	5/12 42%	13/18 (72%)	13/15 (87%)
Chemistry	100%	55.6%	2/2 100%	54.9%	1/6 17%	n/a	6/8 (75%)
Macroeconomics	3.3%	58.9%	*	*	*	*	*
English Language	88%	54.3%	21/36 58%	57.4%	24/40 60%	30/56 (54%)	28/53 (53%)
English Literature	100%	49.7%	10/19 53%	47.4%	14/21 67%	24/35 (69%)	18/23 (78%)
Environmental Science	88.9%	49.2%	2/6 33%	47.5%	13/43 30%	8/12 (67%)	11/24 (46%)
Human Geography	48%	49.1%	29/40 73%	54.3%	30/56 54%	9/57 (16%)	30/69 (43%)
Music Theory	84.6%	63.7%	*	*	*	*	*
Psychology	48%	64.5%	30/57 53%	65.7%	27/51 53%	13/20 (65%)	27/45 (60%)
US Government	35%	55.1%	20/62 32%	53.2%	18/78 23%	20/49 (41%)	13/35 (37%)
US History	56.9%	53.7%	61/114 54%	51.1%	20/39 51%	27/55 (49%)	28/54 (52%)
World History	55.1%	55.3%	n/a	n/a	22/48 46%	32/71 (45%)	32/73 (43%)
Capstone Seminar	100%	81.1%	8/9 89%	82.2%	11/11 100%	n/a	n/a
Capstone Research	76%	75.9%	*	*	*	*	*



# Academic Achievement

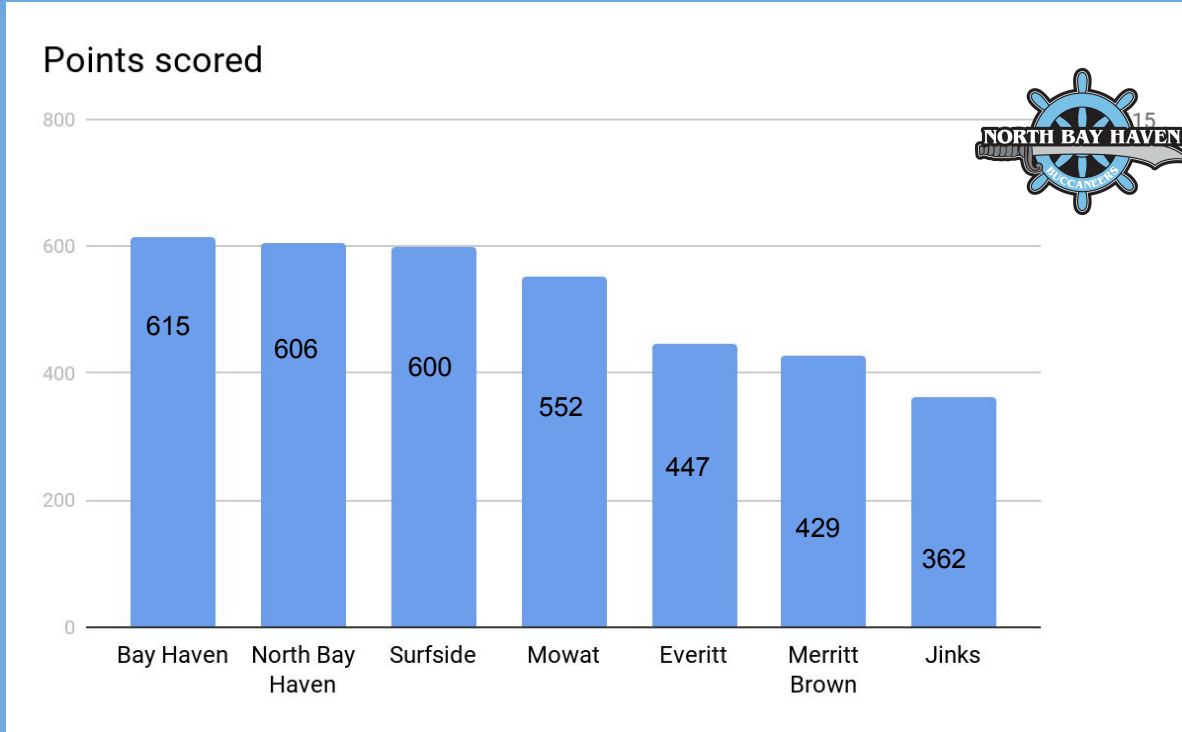
## 2018-19 Bay County High School Comparisons School Letter Grade Total Points- FLDOE



# Academic Achievement

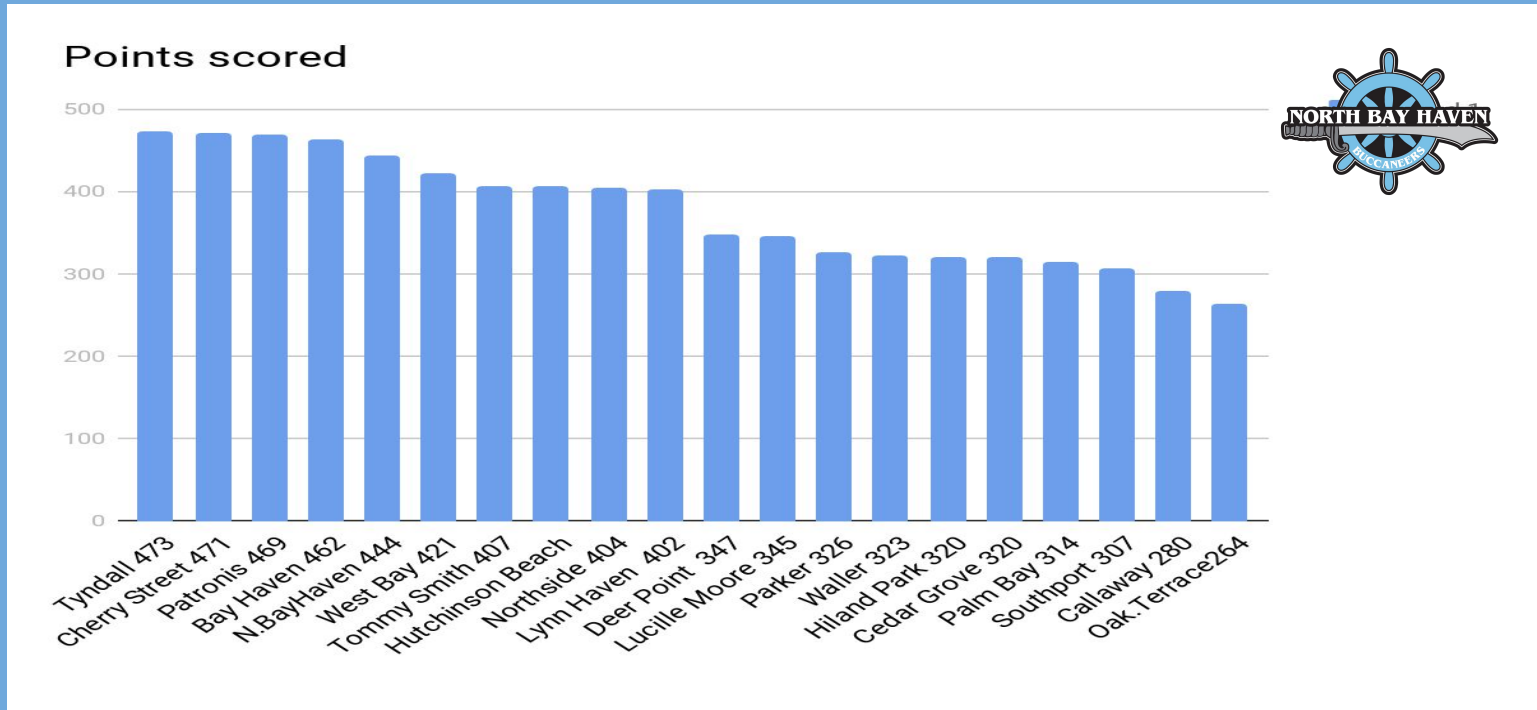
## 2018-19 Bay County Middle School Comparisons

### School Letter Grade Total Points- FLDOE



# Academic Achievement

2018-19 Bay County Elementary School Comparisons  
School Letter Grade Total Points- FLDOE





# Bay Haven Charter Academy

## State/National Assessment Data Overview 2018-19

### 3<sup>rd</sup>-8<sup>th</sup> Grade State Test Data

Grade	BH Proficiency % 18-19''	State Average 18-19	BH Proficiency % 17-18'	State Average 17-18'	BH Proficiency % 16-17'	BH Proficiency % 15-16'	BH Proficiency 14-15'
<b>Reading FSA</b>							
3 <sup>rd</sup>	84%	58%	80.2%	57%	82.4%	73.4%	80.6%
4 <sup>th</sup>	75%	58%	79.4%	56%	70.5%	74.2%	80.5%
5 <sup>th</sup>	72%	56%	60.6%	55%	76.5%	73.8%	74.6%
6 <sup>th</sup>	71%	54%	79.4%	55%	73%	78.1%	80.8%
7 <sup>th</sup>	73%	52%	73.1%	51%	78%	74.8%	69.2%
8 <sup>th</sup>	75%	56%	85.7%	58%	86.8%	88.3%	79.6%
<b>Math FSA</b>							
3 <sup>rd</sup>	87%	62%	88.1%	62%	91.7%	78%	83.3%
4 <sup>th</sup>	68%	64%	77.9%	62%	72.7%	82.8%	85.9%
5 <sup>th</sup>	82%	60%	81.8%	61%	75%	80.5%	81.5%
6 <sup>th</sup>	77%	55%	87.5%	52%	87.1%	94.9%	86.7%
7 <sup>th</sup>	82%	54%	86.5%	54%	93.3%	88.7%	83.4%
8 <sup>th</sup>	74%	46%	93.7%	45%	90.4%	92.2%	91.1%
<b>Science FCAT</b>							
5 <sup>th</sup>	73%	53%	67%	55%	73%	72%	82%
8 <sup>th</sup>	63%	48%	74%	50%	79%	82%	65%
<b>Civics EOC</b>							
7 <sup>th</sup>	89%	71%	96.3%	71%	98.2%	92.5%	89%
<b>Algebra I EOC</b>							
7 <sup>th</sup>	100%	93%	100%	91%	100%	100%	100%
8 <sup>th</sup>	100%	93%	100%	97%	100%	100%	100%
<b>Geometry EOC</b>							
8 <sup>th</sup>	100%	94%	100%	97%	100%	100%	100%